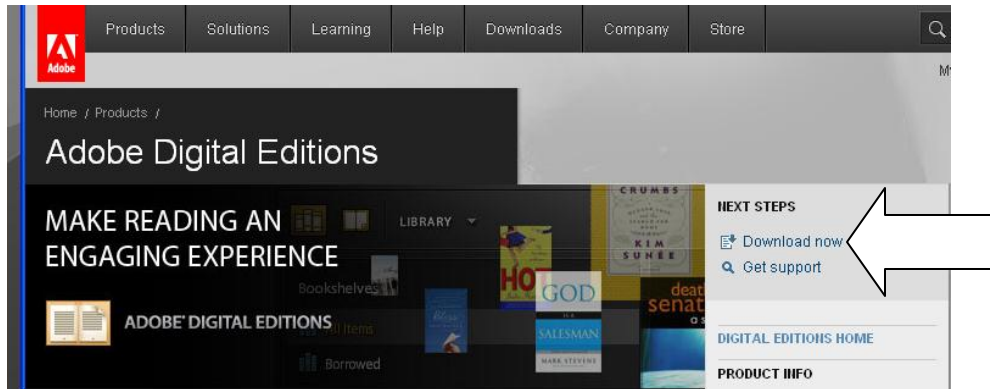


## DOWNLOADING ADOBE DIGITAL EDITIONS TO YOUR WINDOWS COMPUTER

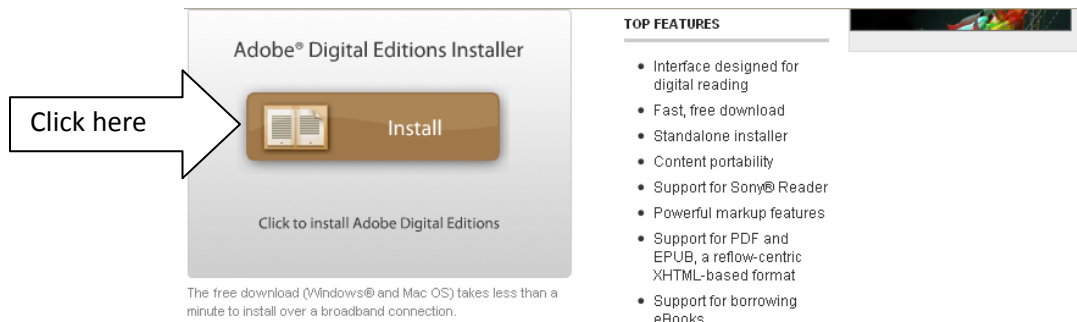
In order to check out and read e-library books on a NOOK device, you will need to download and install a free program called Adobe Digital Editions onto your Windows computer. Here's how:

In your address bar, type the following address: <http://adobe.ly/geauxADE> and hit enter.

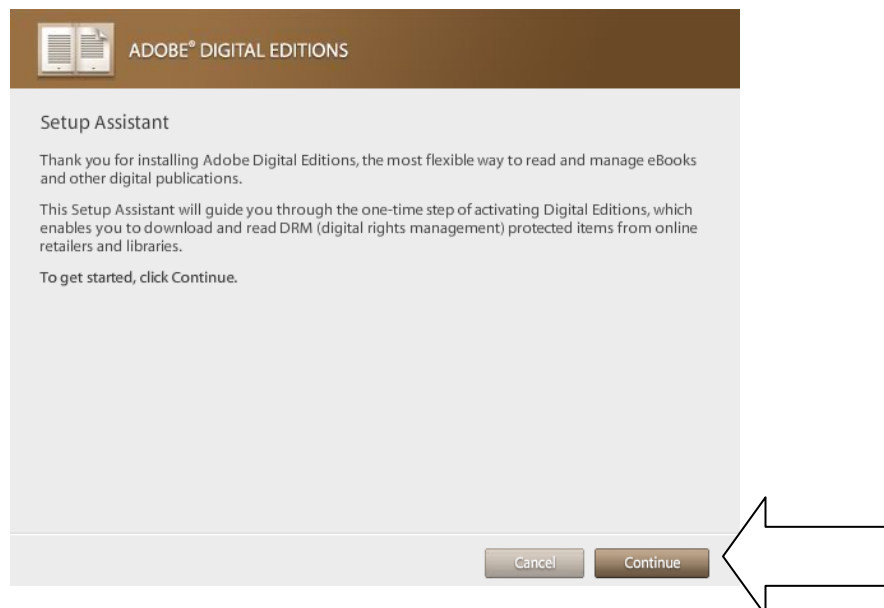
You should be brought to the following page. Click **Download Now** on your rightmost side.



You should be brought to a link similar to this:



A short install will occur. If you are prompted to give permission for the installation, click "yes" or "okay". A screen will then pop up similar to the image below. Click continue.



You will then be prompted to authorize Adobe Digital Editions for your computer by entering your Adobe ID and password in the spaces provided. If you do not have an Adobe ID, click the link provided to obtain one. Click “activate”.

ADOBE® DIGITAL EDITIONS

Digital Editions makes it easy to transfer protected eBooks between multiple computers and mobile devices. To enable these features, you need to authorize each of your machines with your Adobe ID. [More Info](#)

If you don't have an Adobe ID, it's free and easy to [get an Adobe ID online](#)

**Authorize Computer (Recommended)**

This option enables you to read protected items that you download with Digital Editions on up to six computers and mobile devices. It also enables you to restore your eBooks from backup should you ever need to re-install your operating system. Please enter your Adobe ID and Password below, then click Activate.

Adobe ID (email address)

 [Did you forget your Adobe ID?](#)

Password

 [Did you forget your password?](#)

**Don't Authorize Computer**

With this option, protected items that you already have or download later will be "tied" to this particular computer, will not be readable on other computers or devices, and can't be restored from backup if the operating system is re-installed.

Go Back Cancel Activate

No ID? Just click here

ADOBE® DIGITAL EDITIONS

Activate Digital Editions

Thank you for activating Adobe Digital Editions.

Visit the [Adobe Digital Editions online library](#) to browse and download free sample items including complete books as well as preview chapters from leading publishers.

To close this window, click Finished

Finished

Click here to finish

Adobe Digital Editions will look like this. When you plug in your e-reader, Adobe Digital Editions will ask if you want to authorize it with your Adobe ID. Click “Yes”. You’re ready to download library eBooks!

Your e-reader  
appears here

